


Data sheet

PCD7.T161 and PCD7.T162

Controls Division



Generality

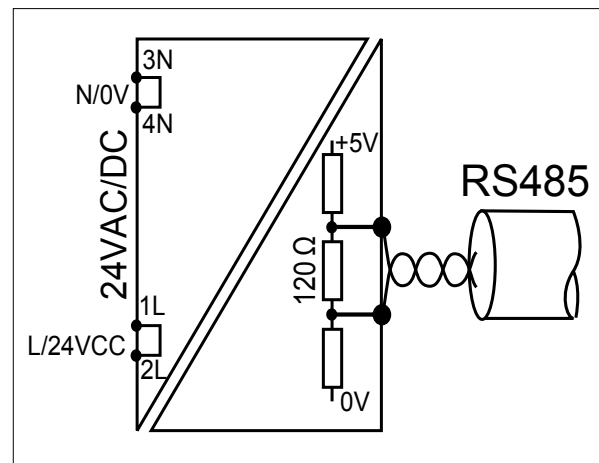
The RS485 Standard requests that the bus must be terminated.

The end resistor is fixed at 120 Ω , which is the same as the default value of the PCD7.T160. An electrically isolated supply provides bias voltage at the necessary off-load potential for signal lines D and /D.

Technical data

- 17.5 mm case (same as ALD)
- 230 VAC +15%/-20% for PDC7.T161
- 24 VAC/DC -15%/+15% for PDC7.T162
- Power consumption of 0,4 W
- Isolated supply
- Fixed end resistor of 120 Ω
- Power-on LED

Schematic



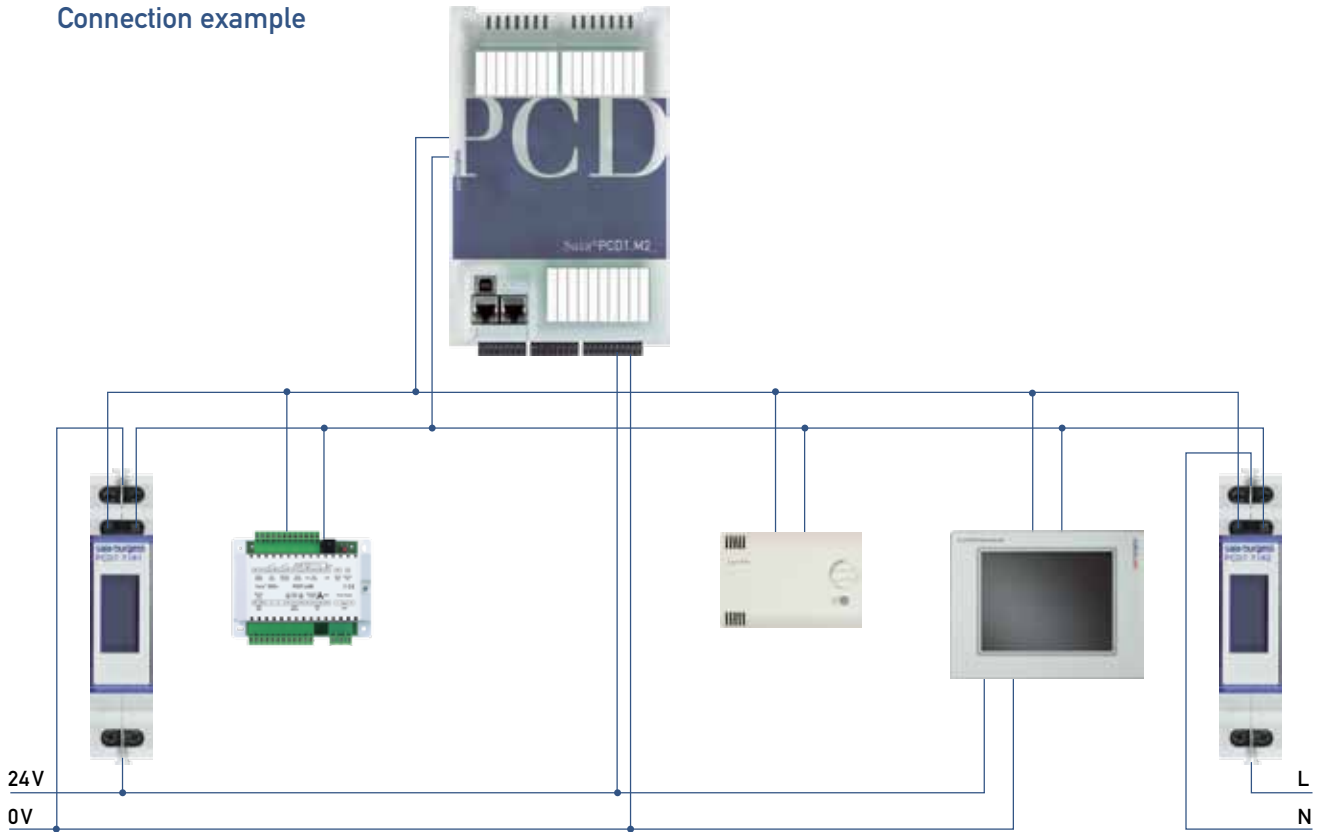
PCD7.T162 24 VAC/DC 50 Hz

The biggest differences between the PCD7.T160, PCD7.T161 and PCD7.T162 are

	PCD7.T160*	PCD7.T161	PCD7.T162	Remarks
Power Supply	24 VDC	230 VAC	24 VAC/DC	
Case	45 x 75 x 105 mm	17.5 x 85 x 64 mm	17.5 x 85 x 64 mm	PCD7.T161 and PCD7.T162 are in accordance with the standard of electric cabinet
End resistor	335, 224, 149 or 122 Ω suitable through DIL-Switch	Fixe 120 Ω	Fixe 120 Ω	Default Value PCD7.T160 is 122 Ω
Indication	2 LEDs for 24 and 5 VDC	LED for 230 VAC	LED for 24 V	

*The PCD7.T160 will be out-phased at the end of 2011

Connection example



More details about the connection of RS485 bus can be read in documents 26/215, 26/739 and 26/740. In the document 26/215, the old PCD7.T160 is described. You could replace it directly with the new PCD7.T161 or PCD7.T162.

Guarantee

PCD7.T161 and PCD7.T162 are guaranteed for a period of 24 months from the production date.

Ordering information

Type	Description	Weight
PCD7.T162	Termination box, RS485 line, electrically isolated, 24 VAC/DC	80 g
PCD7.T161	Termination box, RS485 line, electrically isolated, 230 VAC	80 g

Contact

Switzerland and international

Saia-Burgess Controls Ltd
 Bahnhofstrasse 18
 CH-3280 Murten / Schweiz
 T +41 (0)26 672 72 72
 F +41 (0)26 672 74 99
 pcd@saia-burgess.com
 www.saia-pcd.com

This brochure was received from:

Product Support,
 Technical reference website:

www.sbc-support.ch