





Q.PS-AD2-2402F

Power supplies with 24 VDC output

- Input rated voltage 115...230 VAC
- Output: 24 VDC $\pm 3\%$ / 2,5 A
- Power Boost: 3,5 A for at least 3 minutes, up to 60 °C
- Short-circuit protection
- Overload protection
- Strong overload without switch-off
- IP 20
- Mounting on DIN rail
- Extremely small size



Product Range				
Figure	Input	Output	Protection	Features
 <p>Q.PS-AD1</p>	Single phase 24 VAC / 40 VDC	24 VDC, 3 A 24 VDC, 5 A 24 VDC, 7 A	Short circuit Overload	
 <p>Q.PS-AD2-24xxF</p>	Single phase 115...240 VAC	24 VDC, 1,5...3 A 24 VDC, 5...7,5 A 24 VDC, 10...14 A	Short circuit Overload Overvoltage	Adjustable output voltage 22...27 VDC
 <p>Q.PS-AD3</p>	Double-phase 400...480 VAC	24 VDC, 5 A	Short circuit Overload Overvoltage	Adjustable output voltage 22...26 VDC
 <p>Q.PS-ADB</p>	Single phase 110...230 VAC / 24 VDC battery	24 VDC, 5 A	Short circuit Overload Overvoltage	Adjustable charging current 1...5 A, battery diagnostic and different charging modes

Applications

Control panels, where 24 VDC is required to supply PLC's, actors, sensors etc. But also power demanding loads such as solenoid valves, motors, lamps, etc. Can be used in applications for:

- Building automation
- Industrial automation
- Infrastructure plants, such as water or sewage treatment
- Machineries
- Material handling
- etc.

Norms and certifications

- The CE mark according to 2004/108/EC Electromagnetic Compatibility and low voltage directive 2006/95/EC

Electrical safety

- According to IEC/EN60950 (VDE0805) and EN50178 (VDE0160) for assembling devices. The unit must be installed according to IEC/EN60950.

EMC Generic

- Immunity according to EN61000-6-2
Emission according to EN61000-6-4

Functions

Q.PS-AD2-2402F

Input data

Input voltage	115...230 VAC
Input Voltage Range	90...264 VAC
Inrush Current (Vn – In Load)	≤ 7 A ≤ 5 ms
Frequency	47...63 Hz ± 6%
Input Current (Input Rated Voltage)	1.0...0.7 A
Internal Fuse	4 A
External Fuse	Fast 6 A

Output data

Output Voltage (Vn) / Nominal Current (In)	24 VDC ±3% / 2.5 A
Adjustment range (V _{adj})	22...27 VDC
Turn-On delay after applying mains voltage	2 sec (max)
Start up with capacitive load	≤ 50.000 µF

Continuous running current

Max. continuous current at ≤ 40 °C	2 A (115 VAC), 3 A (230 VAC)
Max. continuous current at ≤ 50 °C	1.5 A (115 VAC), 2.5 A (230 VAC)
Power reserve (power boost) (within 3 min. ≤ 60 °C)	3.5 A
Short-circuit current (I _{cc})	7 A
Hold-up Time (at 100...240 VAC)	in general 20 ms
Residual Ripple	≤ 80 mVpp
Minimum load	No
Efficiency (at 50% In)	≥ 88%
Short-circuit protection	Yes
Overload protection	Yes
Over Voltage Output protection	Yes (max 35 VDC)
Parallel connection	Yes

Climatic data

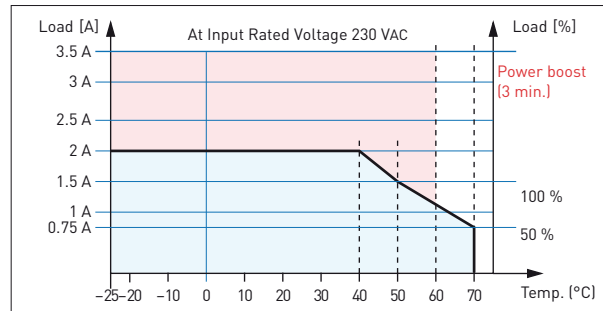
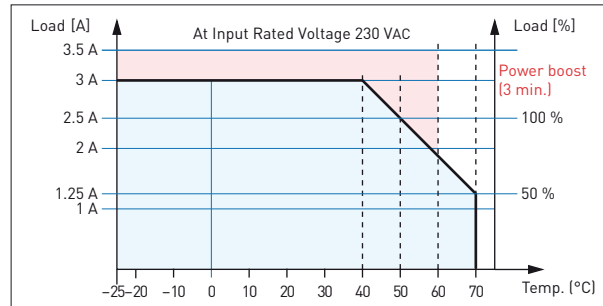
Ambient Temperature (operation)	-25...+70 °C (De rating >50 °C, 2.5%/°C)
Ambient Temperature (storage)	-40... +85 °C
Humidity; no moisture condensation	95% at +25°C

General data

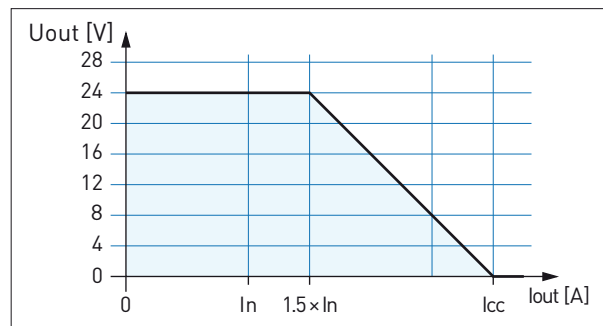
Isolation Voltage (Input/Output)	3000 VAC
Input / Ground isolation PE	1605 VAC
Output / Ground isolation PE	500 VAC
Degree of protection	IP20
Pollution Degree Environment	2
Protection class	I. with PE connected
Dimension (w×h×d)	50×120×50 mm
Weight	approx 0.30 kg

Output characteristics

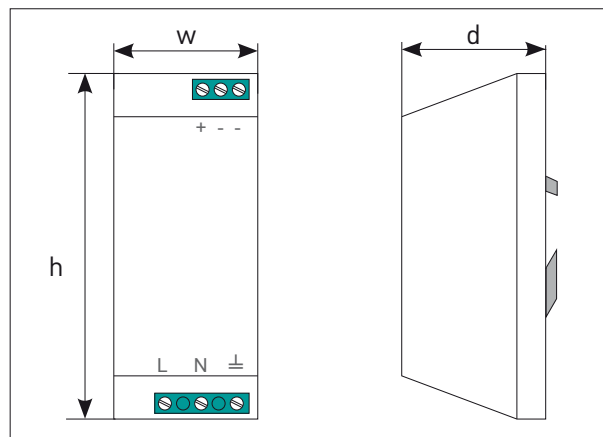
Output Derating Curve



Output Characteristic Curve U/I



Dimensions



Contact

Switzerland and International

Saia-Burgess Controls AG
 Bahnhofstrasse 18
 CH-3280 Murten / Switzerland
 T +41 (0)26 / 672 72 72
 F +41 (0)26 / 672 74 99
 pcd@saia-burgess.com
 www.saia-pcd.com

Product Support.
 Technical reference website:

www.sbc-support.ch

This brochure received from: